

OKLAHOMA

IN 2011, 526 FOUNDATIONS IN OKLAHOMA GRANTED \$617,833,456. IN COMPARISON TO 2009, THERE WAS AN 51.8% INCREASE IN THE DOLLARS GRANTED AND A 24.1% INCREASE IN THE ASSETS OF FOUNDATIONS ACROSS THE STATE. THE AVERAGE GRANT SIZE IN 2011 WAS \$85,166.³

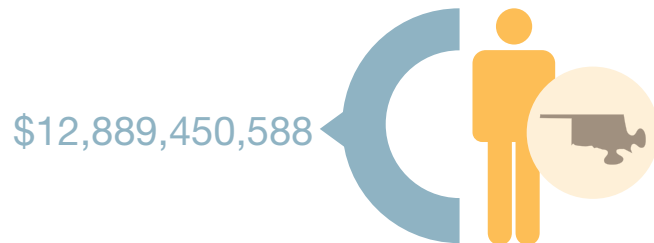
I TOTAL NUMBER OF FOUNDATIONS

Table OK 1.1: Total number of foundations in Oklahoma



TOTAL ASSETS

Table OK 1.2: Total amount of foundation assets in Oklahoma



TOTAL DOLLARS GRANTED

Table OK 1.3: Total number of dollars granted in Oklahoma



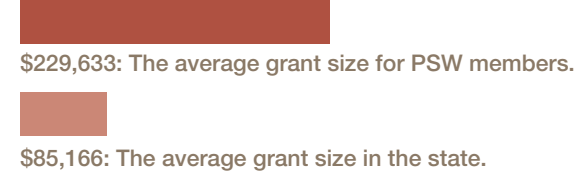
TOTAL NUMBER OF GRANTS

Table OK 1.4: Total number of Oklahoma grants⁹



AVERAGE GRANT SIZE

Table OK 1.5: Comparison of state versus PSW members



2 TOTAL ASSETS OF THE TOP 20 FOUNDATIONS: \$10,363,617,950

Table OK 2.1

Anne and Henry Zarrow Foundation	Tulsa	OK
Charles and Lynn Schusterman Family Foundation	Tulsa	OK
Dolese Foundation	Oklahoma City	OK
E. L. and Thelma Gaylord Foundation	Oklahoma City	OK
Ethics and Excellence In Journalism Foundation	Oklahoma City	OK
George Kaiser Family Foundation	Tulsa	OK
H. A. and Mary K. Chapman Charitable Trust	Tulsa	OK
Hardesty Family Foundation	Tulsa	OK
Helmerich Foundation	Tulsa	OK
Inasmuch Foundation	Oklahoma City	OK
J. E. and L. E. Mabee Foundation	Tulsa	OK
Kirkpatrick Family Fund	Oklahoma City	OK
Mary K. Chapman Foundation	Tulsa	OK
Oklahoma City Community Foundation, Inc.	Oklahoma City	OK
Presbyterian Health Foundation	Oklahoma City	OK
Samuel Roberts Noble Foundation	Ardmore	OK
Sarkeys Foundation	Norman	OK
Southern Oklahoma Memorial Foundation	Ardmore	OK
Tulsa Community Foundation	Tulsa	OK
William K. Warren Foundation	Tulsa	OK

³ Researchers captured more than 88,000 grants paid by foundations in the data set, with a minimum grant size of \$2,500, totaling \$4.91 billion, or 96% of total contributions.

⁹ In OK, 7,008 grants were captured, which represents 96.6% of the total number of grants made by foundations headquartered in OK.

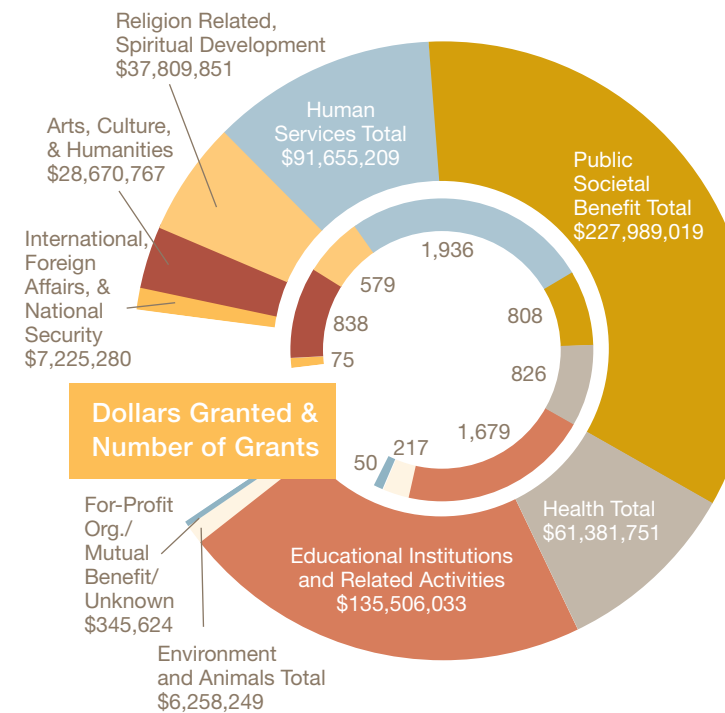
TOTAL GIVING OF THE TOP 20 FOUNDATIONS: \$476,994,891

Table OK 2.2

A. R. and Marylouise Tandy Foundation	Tulsa	OK
Anne and Henry Zarrow Foundation	Tulsa	OK
BOKF Foundation	Tulsa	OK
Charles and Lynn Schusterman Family Foundation	Tulsa	OK
Communities Foundation of Oklahoma, Inc.	Oklahoma City	OK
Dolese Foundation	Oklahoma City	OK
E. L. and Thelma Gaylord Foundation	Oklahoma City	OK
Elizabeth Griot Charitable Foundation	Oklahoma City	OK
Ethics and Excellence In Journalism Foundation	Tulsa	OK
George Kaiser Family Foundation	Tulsa	OK
Hardesty Family Foundation	Tulsa	OK
Inasmuch Foundation	Oklahoma City	OK
J. E. and L. E. Mabee Foundation	Tulsa	OK
Mary K. Chapman Foundation	Tulsa	OK
Oklahoma City Community Foundation, Inc.	Oklahoma City	OK
Samuel Roberts Noble Foundation	Ardmore	OK
Southern Oklahoma Memorial Foundation	Ardmore	OK
Tulsa Community Foundation	Tulsa	OK
William K. Warren Foundation	Tulsa	OK
Williams Companies Foundation	Tulsa	OK

3 STATE ISSUE FOCUS BREAKOUT

Table OK 3: Dollars Granted and Number of Grants by Area of Interest



4 FOUNDATION GIVING BY RECIPIENT METRO AREA

Table OK 4: Dollar amount for each metro area

Distribution of Grants Across Metropolitan Statistical Area	Amount
Tulsa	\$172,650,924
Oklahoma City	\$89,395,536
Rural - No Metropolitan Statistical Area	\$48,550,521
Lawton	\$2,983,724
Fort Smith	\$31,600

5 URBAN VERSUS RURAL GIVING

Table OK 5: Giving to urban versus rural communities.



6 GIVING IN AND OUT OF STATE

Table OK 6.1: Percent and dollar amount given in-state, out-of-state and international

Distribution of Grants	Amount	Percentage of total dollars	Percentage of total grants
In State	\$313,612,305	52.55%	74.20%
Out of State	\$272,866,638	45.72%	22.29%
Outside US	\$6,261,729	1.05%	0.37%

GIVING TO SOUTHWEST MEMBER STATES

Table OK 6.2: Percent and dollar amount given to each recipient state

State	Amount	Percentage of total dollars	Percentage of total grants
In AR	\$2,623,359	0.44%	0.53%
In AZ	\$983,663	0.16%	0.37%
In CO	\$5,306,739	0.89%	1.87%
In NM	\$804,203	0.13%	0.26%
In NV	\$23,500	0.00%	0.04%
In TX	\$21,595,310	3.62%	3.65%