

COLORADO

IN 2011, 966 FOUNDATIONS IN COLORADO GRANTED \$645,864,083. IN COMPARISON TO 2009, THERE WAS A 25.4% INCREASE IN THE DOLLARS GRANTED AND A 7.2% INCREASE IN THE ASSETS OF FOUNDATIONS ACROSS THE STATE. THE AVERAGE GRANT SIZE IN 2011 WAS \$36,435.³

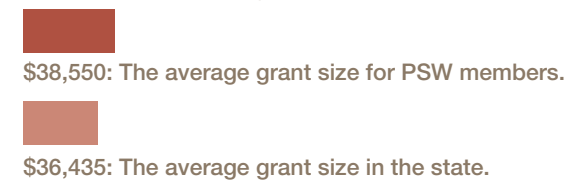
TOTAL NUMBER OF GRANTS

Table CO 1.4: Total number of Colorado grants⁶



AVERAGE GRANT SIZE

Table CO 1.5 – Comparison of state versus PSW members



TOTAL ASSETS OF THE TOP 20 FOUNDATIONS: \$5,836,812,307

Table CO 2.1

Adolph Coors Foundation	Denver	CO
Anna and John J. Sie Foundation	Denver	CO
Anschutz Foundation	Denver	CO
Boettcher Foundation	Denver	CO
Bonfils-Stanton Foundation	Denver	CO
Colorado Trust	Denver	CO
Crowell Trust	Colorado Springs	CO
Daniels Fund	Denver	CO
Denver Foundation	Denver	CO
El Pomar Foundation	Colorado Springs	CO
Find Us Faithful Foundation	Greenwood Village	CO
Gates Family Foundation	Denver	CO
Gill Foundation	Denver	CO
Hadley and Marion Stuart Foundation	Longmont	CO
Helen K. and Arthur E. Johnson Foundation	Denver	CO
Louis and Harold Price Foundation	Louisville	CO
Malone Family Foundation	Englewood	CO
Malone Family Land Preservation Foundation	Englewood	CO
Piton Investment Fund	Denver	CO
Temple Hoyne Buell Foundation	Denver	CO

³ Researchers captured more than 88,000 grants paid by foundations in the data set, with a minimum grant size of \$2,500, totaling \$4.91 billion, or 96% of total contributions.
⁶ In CO, 16,593 grants were captured, which represents 93.6% of the total number of grants made by foundations headquartered in CO.

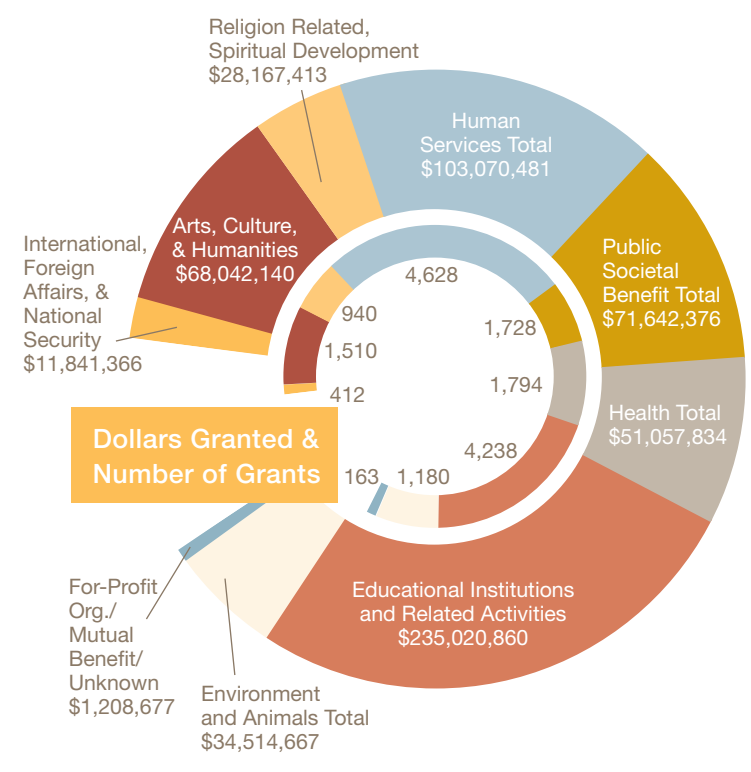
TOTAL GIVING OF THE TOP 20 FOUNDATIONS: \$389,940,721

Table CO 2.2

Adolph Coors Foundation	Denver	CO
Anschutz Foundation	Denver	CO
Aspen Community Foundation	Aspen	CO
Boettcher Foundation	Denver	CO
Bohemian Foundation	Fort Collins	CO
Colorado Trust	Denver	CO
Community First Foundation	Arvada	CO
Daniels Fund	Denver	CO
Denver Foundation	Denver	CO
El Pomar Foundation	Colorado Springs	CO
Frederic C. Hamilton Family Foundation	Denver	CO
Gates Family Foundation	Denver	CO
Gill Foundation	Denver	CO
Malone Family Foundation	Englewood	CO
Morgridge Family Foundation	Wilmington	DE
Pete Morgan Foundation	Littleton	CO
Pioneer Fund	Denver	CO
Rose Community Foundation	Denver	CO
Temple Hoyne Buell Foundation	Denver	CO
TYL Foundation	Littleton	CO

STATE ISSUE FOCUS BREAKOUT

Table CO 3: Dollars Granted and Number of Grants by Area of Interest



FOUNDATION GIVING BY RECIPIENT METRO AREA

Table CO 4: Dollar amount for each metro area

Distribution of Grants Across Metropolitan Statistical Area	Amount
Denver-Aurora-Lakeland	\$296,512,471
Rural - No Metropolitan Statistical Area	\$33,850,859
Fort Collins-Loveland	\$27,939,947
Colorado Springs	\$25,813,056
Boulder	\$19,796,746
Greeley	\$4,310,359
Grand Junction	\$3,701,265
Pueblo	\$3,044,061

URBAN VERSUS RURAL GIVING

Table CO 5: Giving to urban versus rural communities



GIVING IN AND OUT OF STATE

Table CO 6.1: Percent and dollar amount given in-state, out-of-state and international

Distribution of Grants	Amount	Percentage of total dollars	Percentage of total grants
In State	\$414,968,764	68.64%	72.45%
Out of State	\$177,781,282	29.41%	24.61%
Outside US	\$852,871	0.14%	1.46%

GIVING TO SOUTHWEST MEMBER STATES

Table CO 6.2: Percent and dollar amount given to each recipient state

Recipient State	Amount	Percentage of total dollars	Percentage of total grants
In AR	\$262,181	0.04%	0.15%
In AZ	\$3,159,612	0.52%	0.84%
In NM	\$6,802,540	1.13%	0.95%
In NV	\$111,398	0.02%	0.09%
In OK	\$785,170	0.13%	0.28%
In TX	\$6,189,527	1.02%	1.45%

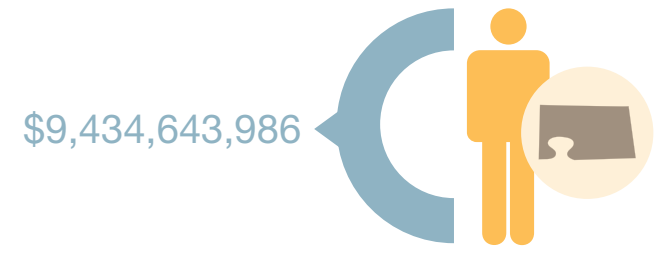
TOTAL NUMBER OF FOUNDATIONS

Table CO 1.1: Total number of foundations in Colorado



TOTAL ASSETS

Table CO 1.2: Total amount of foundation assets in Colorado



TOTAL DOLLARS GRANTED

Table CO 1.3: Total number of dollars granted in Colorado

